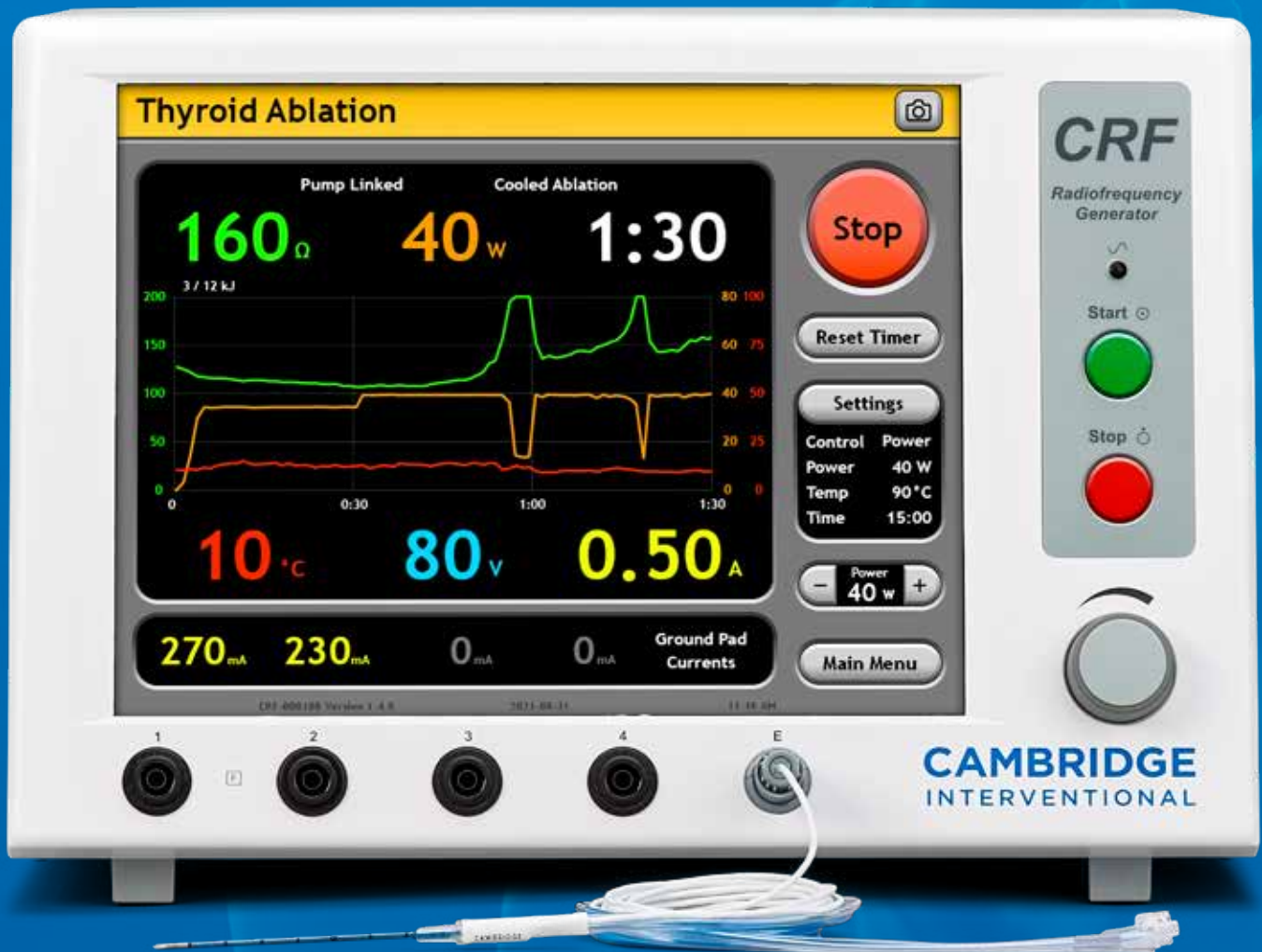


CAMBRIDGE
INTERVENTIONAL

Thyroid Radiofrequency Ablation



Next Generation RFA | Optimized | Easy to Use

CRF Generator

Real-time audiovisual feedback, automation, and electronic records help you focus on the patient and ultrasound during moving-shot thyroid ablation.

Touch screen

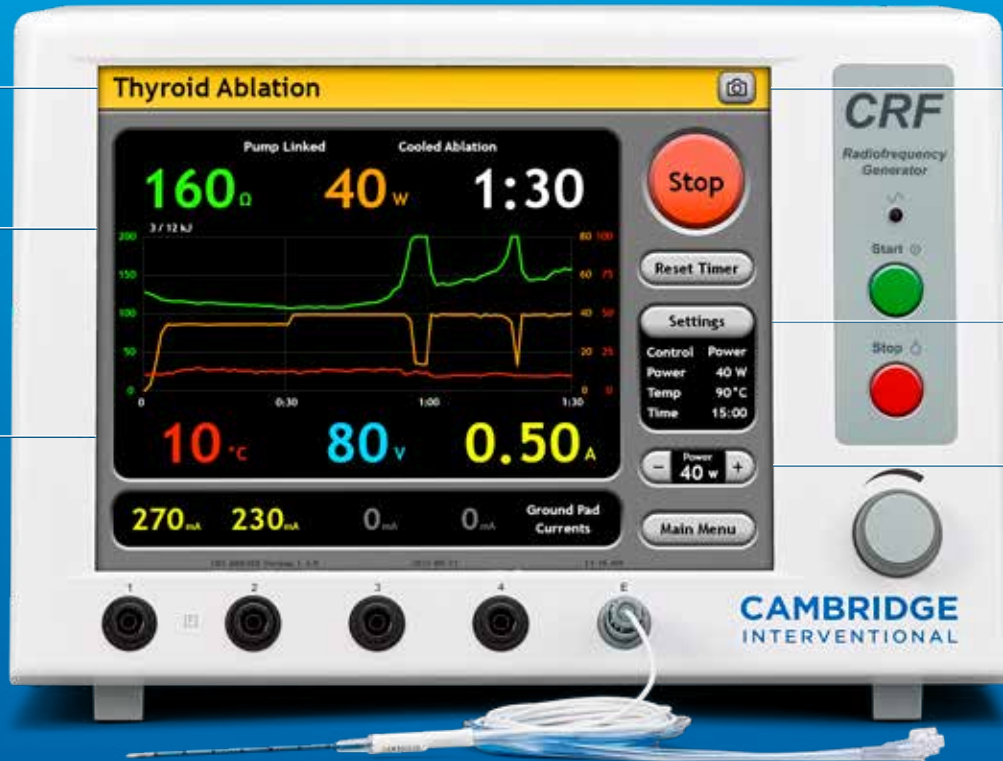
Total energy meter

Hear & see impedance changes

Electronic record

Custom presets

Power up to 370 W



Automatic generator/pump synchronization & cooling checks



Footswitch for hands-free generator operation

The CRF radiofrequency ablation system is intended for use in percutaneous, laparoscopic and intraoperative coagulation and ablation of tissue. Read the Instructions for Use before use. Not all products are available in all countries. Listed are average ablation sizes (with standard deviations 2-10% of average widths and lengths, 9-18% of average volumes, N=3-4) in 20-22°C ex vivo porcine muscle with 18-gauge cooled electrode position fixed. Clinical ablation size may differ, depending on tissue biology, vascular flow, proximity to vasculature and ducts, generator output level and time, and electrode temperature, size, spacing, and alignment. MK-000010 rev A © 2022 Cambridge Interventional® LLC



Cooled Electrodes

CRF electrodes provide superior sharpness, ergonomics, and visibility for precise treatment of nodules with varying size and depth in the thyroid gland.






Shaft marks indicate insertion depth and electrode movement

The shaft is steerable, robust, and visible in ultrasound imaging



The sharp tip and smooth insulation easily penetrate skin and thyroid without using a scalpel

The lightweight compact hub reduces hand fatigue and facilitates use with an ultrasound needle guide

18G Tip	Power	Time	Ablation Size	↕ x ↔ ↗	Shaft	Part Number
5 mm	20 W	10 sec		0.7 x 0.9 cm 0.2 mL	7 cm	CRF-U1005S-K
					12 cm	CRF-U1505S-K
7 mm	25 W	15 sec		0.8 x 0.9 cm 0.3 mL	7 cm	CRF-U1007S-K
					12 cm	CRF-U1507S-K
10 mm	40 W	20 sec		1.0 x 1.3 cm 0.6 mL	7 cm	CRF-U1010S-K
					12 cm	CRF-U1510S-K
15 mm	50 W	30 sec		1.2 x 1.9 cm 1.4 mL	7 cm	CRF-U1015S-K
					12 cm	CRF-U1515S-K
20 mm	65 W	40 sec		1.5 x 2.5 cm 2.8 mL	7 cm	CRF-U1020S-K
					12 cm	CRF-U1520S-K

Pioneering Expertise in RFA

Cambridge Interventional draws from 70 years of experience developing and manufacturing radiofrequency devices used to treat millions of patients.



Present

Founded by Dr. Eric Cosman Jr, Cambridge Interventional offers the most powerful and easiest to use system for radiofrequency thyroid ablation.

2005

Cosman Medical markets innovative RF devices for neurological ablation in over 70 countries around world.

1995

Professor Eric Cosman develops the Radionics® Cool-tip®, the first cooled RF system for percutaneous tissue ablation, used for the first thyroid treatments.^{1,2}

1980

MIT Professor Eric Cosman invents the precision temperature-sensor technology used in most RF electrodes today.³

1952

Radionics® founder Bernard Cosman develops the first RF generator marketed for use in medicine.³

(1) Kim YS, Rhim H, Tae K, Park DW, Kim ST. Radiofrequency ablation of benign cold thyroid nodules: initial clinical experience. *Thyroid*. 2006 Apr;16(4):361-7. (2) Baek JH, Jeong HJ, Kim YS, Kwak MS, Lee D. Radiofrequency ablation for an autonomously functioning thyroid nodule. *Thyroid*. 2008 Jun;18(6):675-6. (3) Cosman ER Sr, Cosman ER Jr. Radiofrequency Lesions. In: Lozano AM, Gildenberg PL, Tasker RR, eds. *Textbook of Stereotactic and Functional Neurosurgery* (2nd Edition). 2009. (4) Radionics® is a registered trademark of Integra. Cool-tip® is a registered trademark of Covidien AG. Cosman Medical LLC is owned by Boston Scientific. No affiliation with, or endorsement by, these companies is implied.